

RODEO FOR KIDZ SAKE

RODEO ACTIVITY BOOKLET

Teacher & Family Resources

The Rodeo for Kidz Sake Activity Booklet can be used in the classroom or as a homework learning tool. In the booklet, teachers will find activities aligned with the Common Core State Standards. These activities will help with introducing students to the subjects of the rodeo and its African American West history.

The Activity Booklet was developed by the staff of the Bill Pickett Invitational Rodeo Association. To learn more about the Bill Pickett Invitational Rodeo and how it can help you link the past, present, and future through a variety of educational and entertaining programs, visit billpickettrodeo.com or call the rodeo office at (303) 373-1246 program information.

CONTENT STANDARDS APPLY TO THE FOLLOWING:

READING

Use Key Details to Identify the Main Ideas – Retell stories, including key details, and demonstrate understanding of their central message or lesson.

Crossword Puzzle – Determine or clarify the meaning of unknown and multiple-meaning words and phrases based on grade 4 reading and content choosing flexibly from a range of strategies.

Rodeo Glossary – Consult reference materials (e.g., dictionaries, glossaries, thesauruses), both print and digital, to find the pronunciation and determine or clarify the precise meaning of key words and phrases.

WRITING

Write informative/explanatory texts in which they name a topic, supply some facts about the topic, and provide some sense of closure.

SOCIAL STUDIES

When Did It Happen? -- Gather and interpret information about the past from informational sources and biographies.

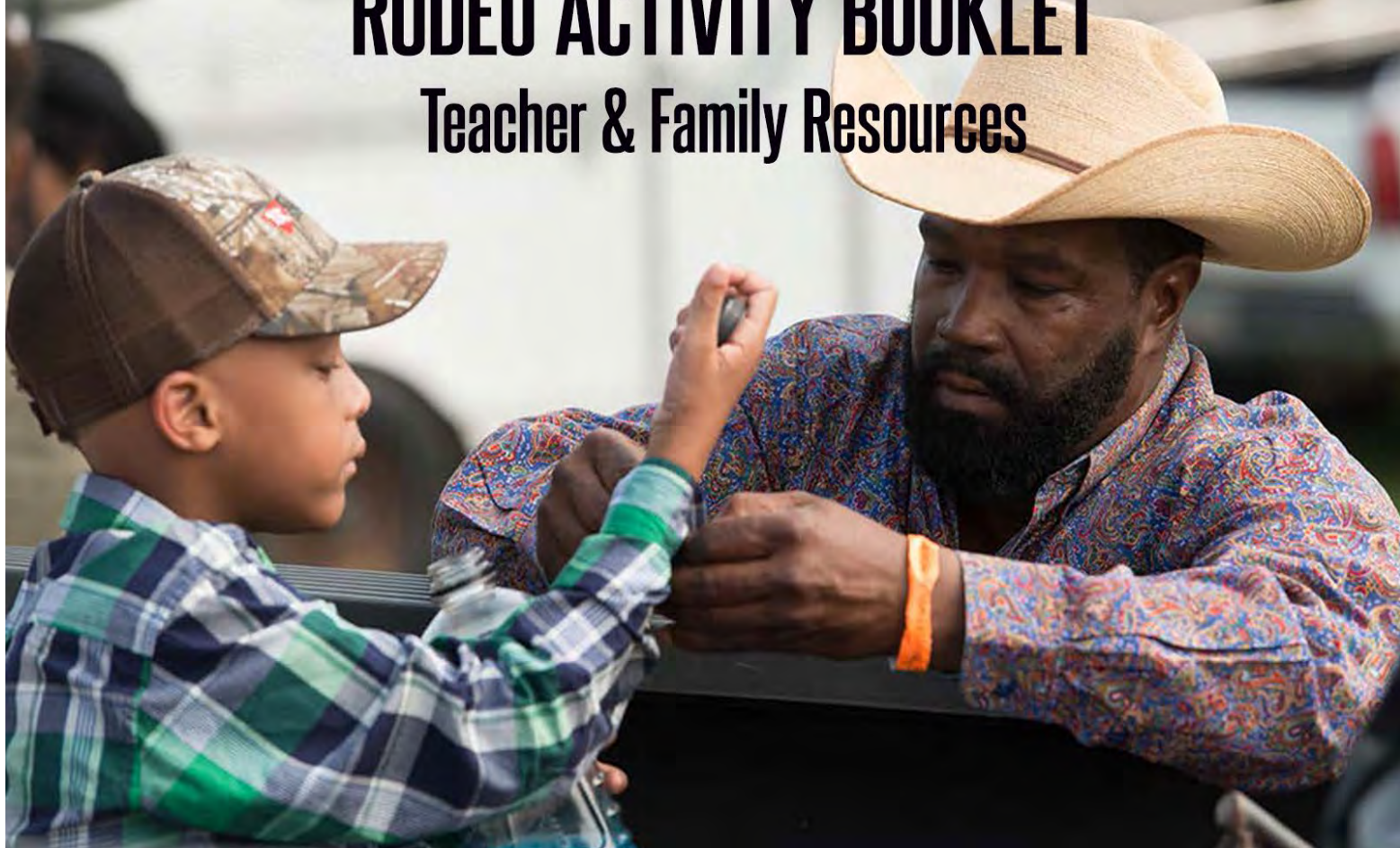
MATHEMATICS

Bull Doggin' Standings – Draw a picture graph and a bar graph (with single-unit scale) to represent a data set with up to four categories. Solve simple put-together, take-apart, and compare problem using information presented in a bar graph.



BILL PICKETT
RODEO

RODEO FOR KIDZ SAKE
RODEO ACTIVITY BOOKLET
Teacher & Family Resources



Who is Bill Pickett?

Bill Pickett was born on December 5, 1870 near Taylor, Texas. There were thirteen Pickett children, and Bill was one of the five boys.

He made the decision to leave school when he was in the 5th grade, to become a ranch hand.

Bill soon learned how to ride horses and spent many hours watching the long horn steers that were native to the state of Texas.

The cattlemen that Bill worked for knew that a stray steer could be captured with the help of a trained bulldog.

The bulldog had a very strong grip and would use its teeth on the sensitive nerve tender in the lip and upper nose of the steer to catch it.

Bill Pickett watched the bulldogs capture stray steers often using this method. He believed that if a bulldog could catch a steer this way, so could he.

Bill practiced often by riding hard and jumping from his horse onto the steer to bring it to the ground. He would then bite and hold the steer by the sensitive tender in its lip and nose until it held still.



BILL PICKETT
WORLD'S COLORED CHAMPION...
'THE BULL-DOGGER'
*Featuring The Colored Hero of the Mexican Bull Ring
in Death Defying Feats of Courage and Skill.*
THRILLS! LAUGHS TOO!
Produced by NORMAN FILM MFG. CO.
JACKSONVILLE, FLA.

Bill Pickett creator of: Bull Doggin'



Bill Pickett was soon known by the name “bulldogger,” because of this unique stunt.

Bill Pickett soon became well known at the local county fairs, because of his “bulldogging” stunt.

Bill Pickett along with his four brothers established The Pickett Brothers Bronco Busters and Rough Riders Association.

Bill Pickett traveled throughout Texas, Arizona, Wyoming and Oklahoma doing his Bull-Dogging act, and his name soon became one and the same with a successful rodeo.

Bill Pickett joined the 101 Wild West Shows in 1905 and traveled across the United States, Canada, South America and even Great Britain



performing his act. He was often mistaken for being Indian or of some other ethnic group, because blacks were not allowed to perform in many of the rodeos.

He also performed in the films *The Crimson Skull* and *The Bull Dogger* in 1921.

Bill Pickett retired from the Wild West Shows, but was killed on the 101 ranch in 1932 when he was kicked in the head by a rogue bronco.

Bill Pickett was called “The Greatest Cowboy” of his day.



Good readers use key details to help them identify the main idea of what they read.

Let's find out the main idea of the story Who Is Bill Pickett?

Use the graphic organizer to help you identify the main idea of the story.

Common Core Standard

Retell stories, including key details, and demonstrate understanding of their central message or lesson.

Use Key Details to Identify the Main Idea

Title: _____

Key Detail:

Key Detail:

Key Detail:

Main Idea:



Rodeo Glossary



Arena (ə rē' nə)

The space where a rodeo competition is held. *Noun.*

Bandana (ban dan'ə)

A colorful, oversized handkerchief. *Noun.*

Bareback (bār'bak')

Riding without a saddle. *Adjective, adverb.*

Branding (brand'ing)

Marking cattle or horses with a hot iron that imprints the symbol of the owner on the animal's hide. *Verb.*

Bronco (brong'kō)

A wild or unbroken horse; also known as a bronc. *Noun.*

Buckaroo (bək'kə rū')

Another word for a cowboy. *Noun.*

Bull (bŭl)

A term for fully grown male cattle. *Noun.*

Cattle (kat'əl)

A collective term for bulls, cows, and steers. *Noun.*

Cattle drive (kat'əl drīv)

The movement of a herd of cattle from ranches and grazing lands to railroad lines for shipment to meat-packing plants far away. *Noun.*

Calf (kaf)

A term for young cattle that are not fully grown. *Noun.*

Chaps (chaps)

A piece of clothing, often made of leather, worn over pants to protect a cowboy's legs. *Noun.*

Charreada (cha're a'da)

A style of rodeo developed by people in Mexico interested in keeping the traditions of the charro alive. *Noun.*

Contestant (kən tes'tənt)

A person who rides or competes in a rodeo competition. *Noun.*

Corral (kə ral')

A pen for holding livestock. *Noun.*

Cow (kou)

A term for fully grown female cattle. *Noun.*

Cowboy/Cowgirl
(kou'boi' /kou'gŭrl')

1. Men/women who work on a cattle ranch herding cattle on a horse; 2. Men/women who compete in a rodeo. *Noun.*

Lasso (las'ō)

A long, braided rope with a loop at one end used to catch animals; also known as a lariat. *Noun.*

Livestock (līv'stok')

Animals used in a rodeo, such as horses and cattle. *Noun.*



chaps



Rodeo Glossary

Longhorns (lông'hôrnz')

A term for cattle with very long horns that originally ran wild in much of Texas and northern Mexico until rounded up by ranchers and cowboys for the great cattle drives of the Wild West. *Noun.*



longhorn

Rancho (ran'chô)

The Spanish word for a farm or cattle ranch in early California or Mexico. *Noun.*

Rawhide (rô'hîd')

A strip of leather or animal hide. *Noun.*

Reins (rânz)

Narrow straps used by a rider to guide and stop a moving horse. *Noun.*

Rodeo (rô dâ'ô)

1. A competition where cowboys and cowgirls show off their roping and riding skills; 2. The Spanish word for a cattle roundup on an early California rancho. *Noun.*

Rope (rôp)

To catch an animal with a lasso or lariat. *Verb.*

Roundup (round'up')

The bringing together of a ranch's cattle for branding or to start a cattle drive. *Noun.*

Saddle (sad'al)

A special leather seat placed on an animal's back to make riding easier. *Noun.*

Spurs (spûrz)

Spiky metal objects worn on the heel of a rider's boot and used to urge horses to move faster. *Noun.*



spurs

Steer (stîr)

A young bull raised to produce meat rather than to produce young. *Noun.*

Vaquero (vâ-kâr'ô)

The Spanish word for cowboy, used on early California Ranchos. *Noun.*

Whoa (hwô)

A word used as a command to stop a moving horse. *Interjection.*

Wrangler (râng'glâr)

A person who takes care of animals used in a rodeo. *Noun.*

Pronunciation Key:

at	âpe	fâr	câr	end	mê	it	ice
pierce	hot	ôld	fôr	out	rûle	pûll	tûrn
chin	sing	hw in white					

The symbol **ə** stands for the unstressed vowel sound in **about**, **taken**, **pencil**, **lemon**,



Bareback/Ranch Bronc Ridin'

It's an exciting eight second joust between man and horse, nothing quite equals the classic pose of horse and rider pitched high in the air, six legs off the ground. For the contestant, bareback/ranch bronc riding as an event is a grueling combination of strenuous athletic training, riding skill, balance, stamina, and pure nerve.

THINGS TO LOOK FOR:

The key to winning in bareback/ranch bronc riding is timing the rider's motion with the bronc bucking action. As the horse bucks high in the air, the rider - jerks his knees, running his spurs up the bronc's shoulders.

As the horse comes back down, the cowboy straightens his legs so that his spurs are again over the bronc's shoulders as its front feet hit the ground. The rider must bring his feet back to touch the horse's neck each jump.

SCORING:

Both the bronc and the rider are judged on a scale of 1 to 25, the horse on how well he bucks and the cowboy on how well he resists. The rider is disqualified for bucking off or touching the bronc or himself with his free hand before the eight seconds are up.



Bull Doggin'

If riding on the back of an ill-tempered bull isn't enough, there's always "doggin" a steer! Most steers used in this event weigh between 650 and 700 pounds and are chased down by a rider on horseback, at about 30 miles per hour! This is an event of speed, skill and raw nerve and the event that made Bill Pickett famous.

THINGS TO LOOK FOR:


Racing to overtake the steer, the "dogger" positions his horse alongside the steer, reaches with his right hand and grabs the steer's right horn. As the horse speeds by the steer, the cowboy gets the horn in the crook of his right elbow. At the same time, his left hand passes down on the other horn while he veers off the horse to the left.

Using his weight, momentum and determination, the dogger wrestles the steer to the ground making sure that the steer is lying flat on its side with all four feet and head in the same direction.

Bull doggin's is the only event in which a cowboy is allowed help in the arena. His partner, is called the "hazer." The Hazer watches for mistakes which happen if the steer slams on his brakes or veers away from the dogger. The hazer has to foresee these possibilities and correct them, often in a split second.

SCORING:

Is all a matter of seconds; the fastest take down wins!



Tie-Down Ropin'

A race against the stop watch, Tie-down Ropin' is one of the most popular of rodeo events. It's an event of perfect coordination between the rider and horse. The skill of both the rider and horse as a team can be the difference between winning and losing.


THINGS TO LOOK FOR:

The calf races into the arena at full speed, the roper follows with his lariat whirling above his head while overtaking the calf at full gallop. After roping the calf, the rider must dismount the horse, go to the calf, throw it, and then tie three of the calf's legs together with a short piece of rope. The tie must hold for six seconds. The roper remounts the horse and slacks the rope.

As the horse comes back down, the cowboy straightens his legs so that his spurs are again over the bronc's shoulders as its front feet hit the ground. The rider must bring his feet back to touch the horse's neck each jump.

SCORING:

The fastest time to rope the calf. Sometimes the difference between winning and losing is so slim that the times must deal in fractions of seconds, often with big dollars at stake.



Team Roping

Team roping is a rodeo event that features a steer and two mounted riders. The first roper is referred to as the “header”, the person who ropes the front of the steer, usually around the horns. Once the steer is caught by a legal head catch, the header must dally (wrap the rope around the rubber covered saddle horn) and use his horse to turn the steer to the left.

The second roper is the “heeler”, who ropes the steer by its hind feet after the “header” has turned the steer, with a five-second penalty assessed to the end time if only one leg is caught. Team roping is the only rodeo event where men and women compete equally together in professionally sanctioned competition, in both single-gender or mixed-gender teams.



Ladies Steer Undecoratin'

This cowgirl event consists of two participants, the contender and the hazer.

THINGS TO LOOK FOR:

Similar to steer wrestlin' the hazer is responsible for keeping the steer running on a straight course.

The contender chases, the steer, which is decorated at the shoulder with a ribbon, and reaches, down onto the steer's shoulder while attempting to remove the ribbon.

Once the contender has successfully removed the ribbon, she raises the ribbon high overhead to signal to the judge she is finished. All this happens as fast as the steer can run and requires tight coordination between rider and horse.

SCORING:

The contender with the fastest time is declared the winner.



Ladies, Jr. & PeeWee Barrel Racin'

When it comes to the importance of rider and horse working as a team, there is nothing like barrel racing, which is one of two events open to cowgirls only. Ropers and steer wrestlers often borrow mounts and win, but take a barrel racer off her horse and it's a whole different world.

THINGS TO LOOK FOR:

Three barrels are set up in a cloverleaf pattern. The horse and rider race around the barrels completing the pattern. A good barrel horse requires the spirit and speed of a quarter horse and the agility of a polo pony.


The contender chases, the steer, which is decorated at the shoulder with a ribbon, and reaches, down

onto the steer's shoulder while attempting to remove the ribbon.

Once the contender has successfully removed the ribbon, she raises the ribbon high overhead to signal to the judge she is finished. All this happens as fast as the steer can run and requires tight coordination between rider and horse.

SCORING:

The best overall time wins. A five-second penalty is assessed for each barrel knocked down and the rider is disqualified if the pattern is run incorrectly.



Ladies Breakaway & Jr. Breakaway


Breakaway Roping is a variation of the men's sport Calf Roping, but the ladies and juniors only have to rope the calf. They do not have to rope, throw and tie the calf.

THINGS TO LOOK FOR:

The calves are moved one at a time through narrow runs leading to a chute with spring-loaded doors. Once the rope is around the calf's neck, the roper signals the horse to stop suddenly. The rope is tied to the saddle horn with a string. When the calf hits the end of the rope, the rope is pulled tight and the string breaks. The breaking of the string marks the end of the run.

SCORING:

The fastest time to rope the calf. Sometimes the difference between winning and losing is so slim that the times must deal in fractions of seconds, often with big dollars at stake.



Bull Ridin'

For excitement and the ultimate danger in rodeo, there is nothing to match bull riding. With the bull weighing nearly a ton and with surprising agility, bucking bulls generally are very bad tempered. Many of the crossbred Brahms go a whole season without being ridden the required eight seconds by any bull rider.

For the bull rider, it's a contest of mind over matter, both for the rider as well as the bull.

THINGS TO LOOK FOR:

Bull riding is done with either hand while gripping a loose rope with a bell attached. Watch how the rider uses his free arm, jerking and thrusting to counter the bull's spins and lunges.

The rider lunges his body forward as if to jump over his riding hand and will move his feet forward to grab a new hold. These are a series of complex

movements learned after years of training to enable the rider to stay on as long as possible.

SCORING:


The rider must stay on the bull for eight seconds and is judged on how well he rides. The rider is disqualified for bucking off before the eight seconds is up or for touching himself, the animal or equipment with his free hand.

After the eight second ride is over, the danger isn't!

The cowboy has to run for his life from the bull to avoid being trampled or tossed in the air like a rag doll. The cowboy's safety depends on his own speed and the skills of the rodeo clowns and bull fighters.



Use your glossary and rodeo event descriptions to help you with this activity.



ACROSS

1. a popular rodeo event for cowgirls
4. a cowboy says this to make his horse stop
5. a large brightly colored handkerchief
7. a wild, unbroken horse
8. a female rodeo contestant
9. a fenced area for holding horses and other animals
14. catching a horse or calf with a lasso
16. a leather seat put on a horse's back
17. a ranch or farm in early California or Mexico
18. a young cow or bull

DOWN

1. riding without a saddle
2. a long rope used to catch livestock
3. leather pants worn over jeans to protect a cowboy's legs
4. a person who takes care of rodeo livestock
6. instead of his horse, a cowboy may ride one of these during the rodeo
10. a cowboy competition featuring horse riding and cattle roping
11. animals used in the rodeo
12. the Spanish word for cowboy
13. these objects are used to urge horses forward
15. the building or location where a rodeo is held

COWBOY PUZZLE



When Did It Happen?

These are events from the life of Bill Pickett. Name the year that each event happened.


1. Bill Pickett performed in the films *The Crimson Skull* and *The Bull Dogger*.

2. Bill Pickett was born on December 5th, near Tyler, Texas.

3. Bill Pickett joined the 101 Wild West Shows.

4. Bill Pickett died from a head injury.

Gather and interpret information about the past from informational sources and biographies.



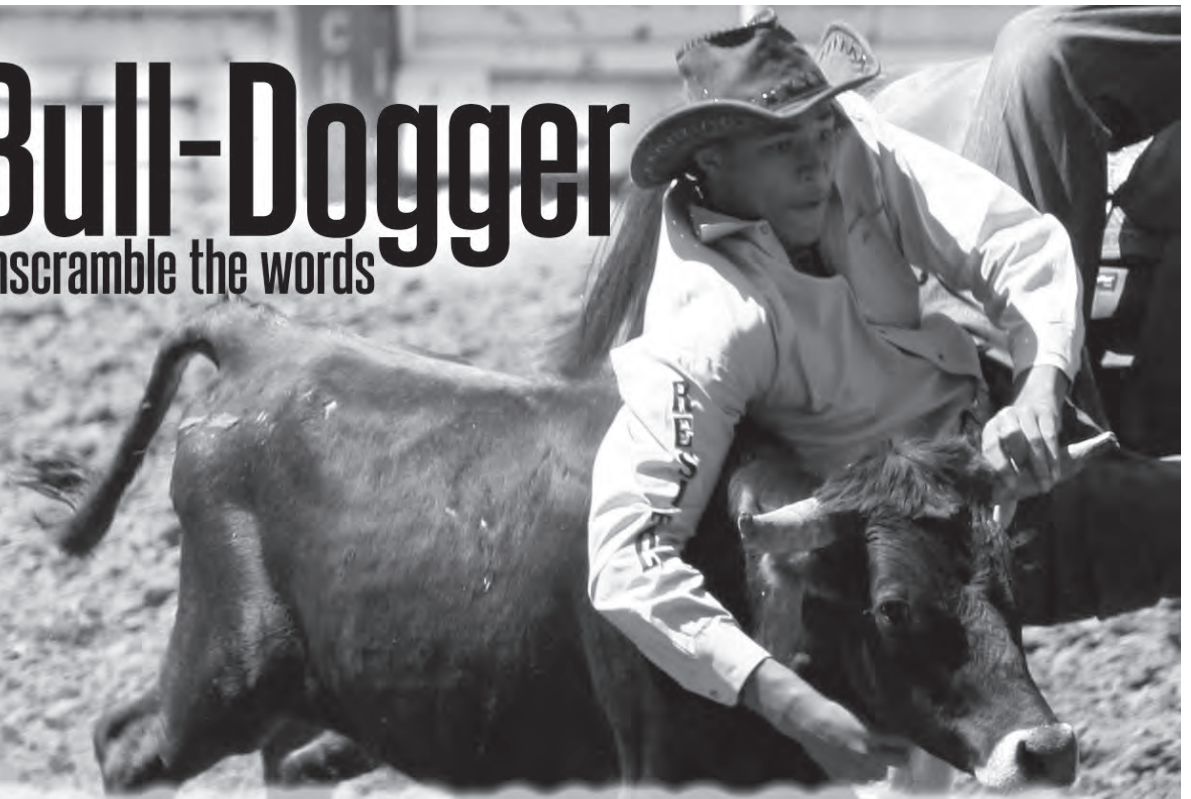
Good writers surprise their readers by using many different sentences. They include questions and add phrases that make their readers think and pause. This is called sentence fluency. Write three sentences that will help your reader understand why Bill Pickett was the “greatest cowboy of his day.”

This image shows a single sheet of white paper with horizontal ruling lines. The lines are evenly spaced and run across the width of the page. There are no margins, text, or other markings on the paper.

Write informative/explanatory texts in which they name a topic, supply some facts about the topic, and provide some sense of closure.

The Bull-Dogger

unscramble the words



Unscramble each of the clue words. Copy the letters in the numbered cells to other cells with the same number.

HE ASW RBON ON DRBEMCEE 5TH

1	2	3	4	5	6	7	8	9	10	11	12	13
---	---	---	---	---	---	---	---	---	----	----	----	----

HE TAHCEDW HET GLSLDOBU

1	2	3	4	5	6	7	8	9	10	11	12
---	---	---	---	---	---	---	---	---	----	----	----

HE LUOWD TIBE TEH SERET

1	2	3	4	5	6	7	8	9	10	11	12
---	---	---	---	---	---	---	---	---	----	----	----

HE WSA MEAND TEH GOUBEDGLLR

1	2	3	4	5	6	7	8	9	10	11	12	13	14	15	16	17	18	19	20
---	---	---	---	---	---	---	---	---	----	----	----	----	----	----	----	----	----	----	----

HE MEBACE SUMFAO

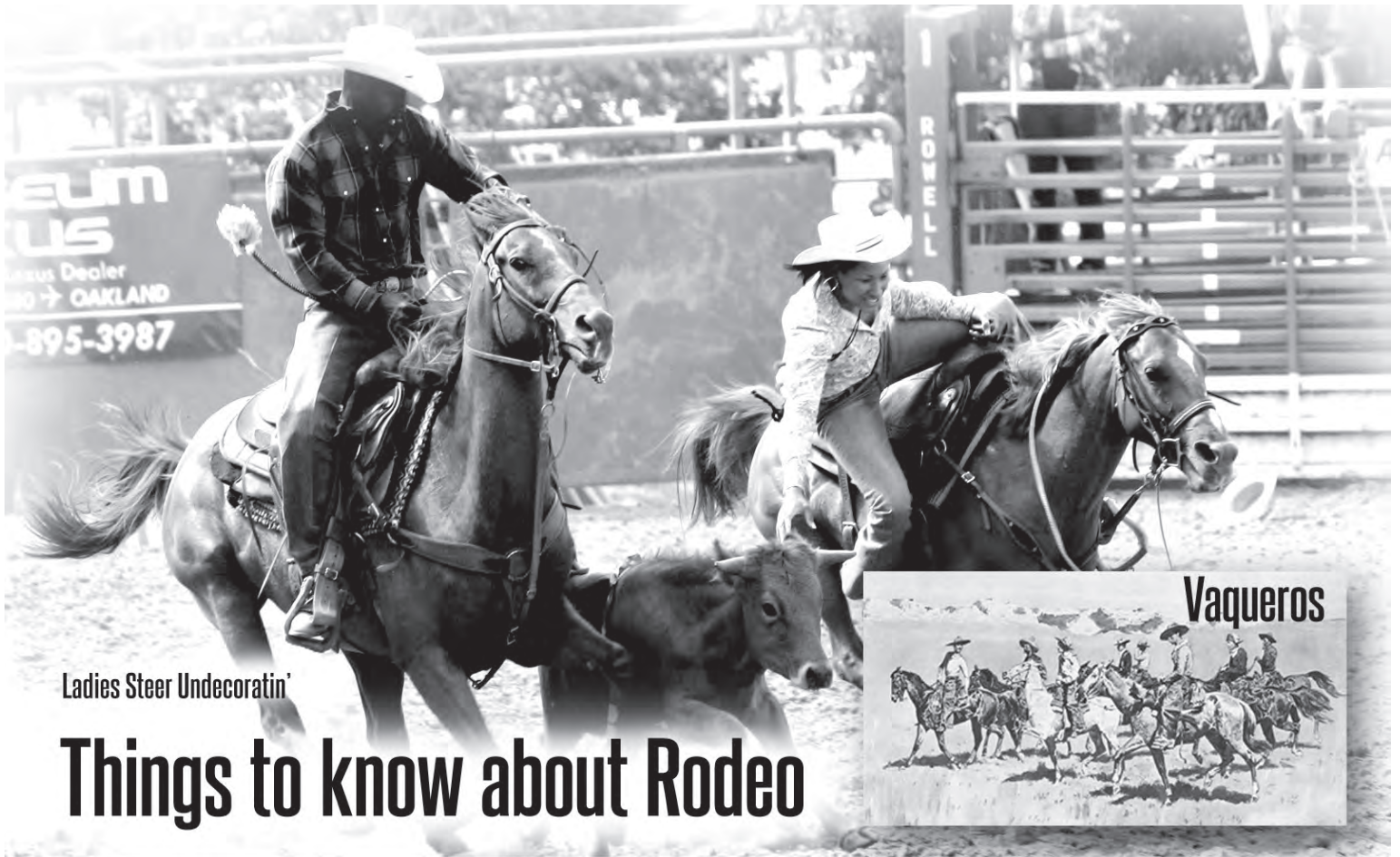
1	2	3	4	5	6	7	8	9	10	11	12	13	14	15	16	17	18	19	20
---	---	---	---	---	---	---	---	---	----	----	----	----	----	----	----	----	----	----	----

HE SWA TEH TATGESRE BYWCOO FO IHS AYD

1	2	3	4	5	6	7	8	9	10	11	12	13	14	15	16	17	18	19	20
---	---	---	---	---	---	---	---	---	----	----	----	----	----	----	----	----	----	----	----

1	2	3	4	5	6	7	8	9	10	11	12	13
---	---	---	---	---	---	---	---	---	----	----	----	----

Created by Puzzlemaker at DiscoveryEducation.com



Ladies Steer Undecoratin'

Things to know about Rodeo



The word rodeo was originally used by the Spanish cowboys or vaqueros. Rodeo comes from the word rodear which means “to surround or round up.” The Spanish cowboys used the word to describe gathering of the cattle in preparation of a cattle drive.

American rodeo can be traced back to the early 1700s when the West was still occupied by the Spanish. The Spanish cattlemen were known as vaqueros. These cattlemen herded cattle, rode horses, branded animals and did what was known as roping to prepare for cattle drives. As America moved west, the frontier settlers began to utilize the techniques and dress of the Spanish and Mexican vaqueros.

The cattle that America needed for food was raised by these cattlemen. They traveled the country to deliver the cattle, and the journeys were very long. During their trips they would have competitions to see who were the best

ropers, herders and riders. These competitions became the shows of the “Wild Wild West,” and evolved into what we know today as the modern day rodeo.

Two of the activities of these competitions was bull riding and steer wrestling. Steer wrestling involved wrestling the steer to the ground by riding up behind it, grabbing its tail, and twisting it to the ground. However, Bill Pickett changed the method of steer wrestling forever. There would probably be no steer wrestling at all in American rodeo were it not for Bill Pickett.

He had many imitators who appeared at rodeos and Wild West shows, and soon there were enough practitioners for promoters to stage contests at these events. Two halls of fame recognize Bill Pickett as the sole inventor of bulldogging, the only rodeo event which can be attributed to a single individual.



Things to know about Rodeo

SOME RODEO QUESTIONS

Why is there an 8 seconds rule?

A qualified ride in the rodeo is 8 seconds. The reason for this rule is for the safety and well-being of the animals. After 8 seconds the bucking horses and bulls ability begins to decline because of fatigue (they get tired), and adrenaline loss (they lose their energy).

Do rodeo animals get harmed?

No. The rodeo is a very humane sport. Rodeo animals live longer than most livestock, including saddle horses.

Can women compete in the rodeo?

Yes. In national rodeos women do not participate in every event, but they are very well represented. In college and high school rodeos boys and girls participate in all of the events.



Why do you think there a rodeo clown and bull fighter in the rodeo?

The rodeo clown and bull fighter are funny, colorful and very entertaining, but they are also a very important part of the rodeo. The primary job of the bull fighter is to protect the rider after he has fallen from the bull.

The bull fighter distracts the bull with his bright colors and antics, and gives the bull rider an opportunity to get to safety. Their job is very dangerous, because they expose themselves to very powerful and angry bulls at every rodeo. Their clothes are very baggy, because of the protective padding that they wear underneath.


The rodeo clown entertains the audience between the events with skits and tricks. The rodeo clown and bull fighter is a very important part of any rodeo.

The Rodeo Clown



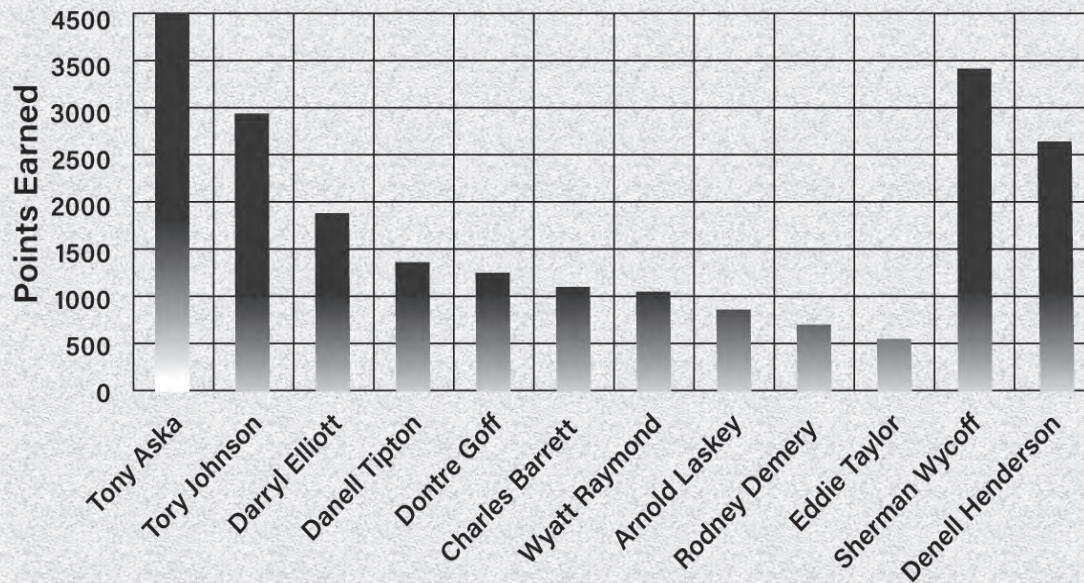
The Bull Fighter

Draw a picture of the Rodeo Clown or Bull Fighter performing their job.



Bull Doggin' Standings

This graph displays the number of points earned by the riders in the Bull Doggin' competition of the 2022 Bill Pickett Invitational Rodeo.



2022 CONTESTANTS

Use this graph to answer the following questions.

1. Who earned the greatest number of points? _____
2. Who earned the least number of points? _____
3. Who earned more points; Sherman Wycoff or Tony Aska? _____
 - a. How many more points did he earn? _____
 - b. How do you know? _____

Draw a picture graph and a bar graph (with single-unit scale) to represent a data set with up to four categories. Solve simple put-together, take-apart, and compare problems using information presented in a bar graph.



Rodeo Word Search

Watch and experience the events of the rodeo.

The words in the word bank are exciting things you will see during rodeo.

Find those words in the word search. Have fun watching the rodeo!!!

Athletic
 Barrel
 Bronc
 Bucking
 Bull
 Calf
 Contender
 Coordination
 Cowboy
 Cowgirl
 Decorated
 Disqualified
 Event
 Exciting
 Fastest
 Hazer
 Horse
 Invitational
 Lunges
 Race
 Ribbon
 Rider
 Rodeo
 Roper
 Seconds
 Shoulder
 Speed
 Spurs
 Steer
 Tie
 Undecoratin
 Winning

L	L	U	B	X	U	S	C	N	O	R	B	I	Q	M
D	Z	S	Q	A	T	N	E	V	E	Y	I	N	N	F
D	I	X	H	K	R	I	W	G	E	U	E	V	H	W
S	E	S	C	O	O	R	D	I	N	A	T	I	O	N
E	C	T	Q	Y	U	E	E	D	R	U	C	T	T	L
C	O	R	A	U	S	L	E	L	E	R	L	A	G	R
O	W	F	O	R	A	C	D	O	D	O	R	T	N	I
N	B	A	O	D	O	L	G	E	I	P	E	I	I	G
D	O	H	R	R	E	C	I	N	R	E	Z	O	T	W
S	Y	A	A	T	C	O	E	F	I	R	A	N	I	O
K	C	T	S	P	U	R	S	D	I	N	H	A	C	C
E	I	A	T	H	L	E	T	I	C	E	N	L	X	A
N	R	E	D	N	E	T	N	O	C	V	D	I	E	L
G	N	I	K	C	U	B	N	O	B	B	I	R	W	F
F	A	S	T	E	S	T	E	E	R	S	P	E	E	D

My Memories from the BILL PICKETT RODEO



BILL PICKETT
INVITATIONAL
RODEO

A large, empty rectangular box with a black border, intended for a user to write or draw a memory.A large, empty rectangular box with a black border, intended for a user to write or draw a memory.A large, empty rectangular box with a black border, intended for a user to write or draw a memory.A large, empty rectangular box with a black border, intended for a user to write or draw a memory.A large, empty rectangular box with a black border, intended for a user to write or draw a memory.A large, empty rectangular box with a black border, intended for a user to write or draw a memory.A large, empty rectangular box with a black border, intended for a user to write or draw a memory.

WWW.BILLPICKETRODEO.COM


R E F E R E N C E S

Bill Pickett. (n.d.). Retrieved 2011, from Wikipedia, the free encyclopedia:
http://en.wikipedia.org/wiki/Bill_Pickett

Oklahoma Hisotrical Society. (2007). Pickett, William (187?-1932). Retrieved 2011, from Encyclopedia of Oklahoma's Culture and History:
<http://digital.library.okstate.edu/encyclopedia/entries/P/PI003.html>

Rodeo. (n.d.). Retrieved 2011, from About.com: <http://rodeo.about.com/>

Rodeo Clown. (n.d.). Retrieved 2011, from Wikipedia, the free encyclopedia: http://en.wikipedia.org/wiki/Rodeo_clown



www.billpickettrodeo.com



RODEO FOR KIDZ SAKE
RODEO ACTIVITY BOOKLET
Teacher & Family Resources

SPECIAL THANKS TO OUR SPONSORS

